













Using the Internet: Blogging

<p>Aim: Use technology purposefully to create, organise, store and retrieve digital content in the context of adding images and text to an online blog.</p> <p>I can create content for an online blog.</p> <p>Use technology safely and respectfully, keeping personal information private in the context of adding images and text to an online blog.</p> <p>I can use an online blog safely and respectfully.</p>	<p>Success Criteria: I can find a saved photo on the computer.</p> <p>I can upload a picture to an online blog.</p> <p>I can post text to a blog.</p> <p>I can use first names only and keep my personal details private.</p> <p>I can make sure I upload photos that are safe to use and that I have permission for.</p> <p>I can make sure I only use my own words and pictures online.</p>	<p>Resources: Lesson Pack</p> <p>Desktop computer, laptop or tablet</p> <p>Whiteboards and whiteboard pens</p>
	<p>Key/New Words: Internet, World Wide Web (WWW), blog, picture, photo, upload, find, image, photograph, post, username, password.</p>	<p>Preparation: Blogging Activity Sheets as required</p>

Prior Learning: In lesson 4, children will have created a photo to upload. They will have drafted some text to add to their photo in a blog post. It will be helpful if children have previous experience of finding files saved on the computer/network.

Learning Sequence


	<p>Uploading Photos: Show children how to log in to the blog. Demonstrate how and where to find the photos from previous lesson and how to add them to the blog.</p>	
	<p>Adding Text: Share an example of a blog post with an image, text and a question. Give children time to think of a question to ask, providing more examples if needed.</p>	
	<p>Blogging Safely: Show and discuss the blogging guidelines.</p>	
	<p>Get Blogging! Children upload a photo of their work. They write text to go with it, using their ideas from the previous lesson. <i>Can children locate their photo? Can they upload a picture? Can they add text?</i> Children can use the Blogging Activity Sheet to guide them.</p> <p>★ Children may benefit from support from an adult or peer to find their file and create their post.</p> <p>★★ Children could act as 'ICT technicians' and assist others with finding and uploading their photos. Extension: Challenge children to create a drawing using a simple computer program, save it and upload it to their blog. They could add a description and question.</p>	
	<p>Share Your Blog: Share blogs with a partner. Check for any mistakes and edit as necessary, making kind and helpful suggestions.</p>	
	<p>Did You Blog Safely: Ask children questions to see if they followed the guidelines in their blog post. <i>(You could ask children to show you thumbs up or down to answer each question.) Is there anything that children are not sure about?</i></p>	

Blogging Activity Sheet

Type your aims and success criteria here.

Log in

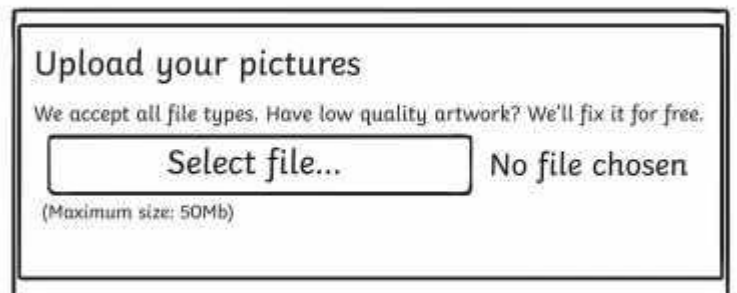
Log in to the blog.



A login form with two input fields: 'User Name' and 'Password'. To the right of the password field is a circular button with a right-pointing arrow.

Post the Photo

Upload the picture. Make sure you find your own photo.



An image upload form titled 'Upload your pictures'. Below the title is a message: 'We accept all file types. Have low quality artwork? We'll fix it for free.' Below this is a 'Select file...' button and the text 'No file chosen'. At the bottom, it says '(Maximum size: 50Mb)'.


Type Your Text

Type in the subject (title).

Type your sentences.

Can you ask a question?

Click submit / post / publish to add our post to the blog.



A text entry form with three main sections: 'Post subject:' with an input field, 'Post body:' with a rich text editor toolbar (containing icons for bold, italic, underline, link, and more) and a large text area, and 'Tags (comma - separated):' with an input field.

Save as draft

Publish

Blogging Activity Sheet



Log in

Log in to the blog.

User Name

Password

Post the Photo

Upload the picture. Make sure you find your own photo.

Upload your pictures

We accept all file types. Have low quality artwork? We'll fix it for free.

 No file chosen
(Maximum size: 50Mb)

Type Your Text

Type in the subject (title).

Type your sentences.

Can you ask a question?

Click submit / post / publish to add our post to the blog.

Post subject:

Post body:

Tags (comma - separated):

Using the Internet | Blogging

I can create content for an online blog.		
I can find a saved photo on the computer.		
I can upload a picture to an online blog.		
I can post text to a blog.		
I can use an online blog safely and respectfully.		
I can use first names only and keep my personal details private.		
I can make sure I upload photos that are safe to use and that I have permission for.		
I can make sure I only use my own words and pictures online.		

Using the Internet | Blogging

I can create content for an online blog.		
I can find a saved photo on the computer.		
I can upload a picture to an online blog.		
I can post text to a blog.		
I can use an online blog safely and respectfully.		
I can use first names only and keep my personal details private.		
I can make sure I upload photos that are safe to use and that I have permission for.		
I can make sure I only use my own words and pictures online.		

Using the Internet | Blogging

I can create content for an online blog.		
I can find a saved photo on the computer.		
I can upload a picture to an online blog.		
I can post text to a blog.		
I can use an online blog safely and respectfully.		
I can use first names only and keep my personal details private.		
I can make sure I upload photos that are safe to use and that I have permission for.		
I can make sure I only use my own words and pictures online.		

Using the Internet | Blogging

I can create content for an online blog.		
I can find a saved photo on the computer.		
I can upload a picture to an online blog.		
I can post text to a blog.		
I can use an online blog safely and respectfully.		
I can use first names only and keep my personal details private.		
I can make sure I upload photos that are safe to use and that I have permission for.		
I can make sure I only use my own words and pictures online.		

Using the Internet | Blogging

I can create content for an online blog.		
I can find a saved photo on the computer.		
I can upload a picture to an online blog.		
I can post text to a blog.		
I can use an online blog safely and respectfully.		
I can use first names only and keep my personal details private.		
I can make sure I upload photos that are safe to use and that I have permission for.		
I can make sure I only use my own words and pictures online.		

Using the Internet | Blogging

I can create content for an online blog.		
I can find a saved photo on the computer.		
I can upload a picture to an online blog.		
I can post text to a blog.		
I can use an online blog safely and respectfully.		
I can use first names only and keep my personal details private.		
I can make sure I upload photos that are safe to use and that I have permission for.		
I can make sure I only use my own words and pictures online.		

Using the Internet | Blogging

I can create content for an online blog.		
I can find a saved photo on the computer.		
I can upload a picture to an online blog.		
I can post text to a blog.		
I can use an online blog safely and respectfully.		
I can use first names only and keep my personal details private.		
I can make sure I upload photos that are safe to use and that I have permission for.		
I can make sure I only use my own words and pictures online.		

Using the Internet | Blogging

I can create content for an online blog.		
I can find a saved photo on the computer.		
I can upload a picture to an online blog.		
I can post text to a blog.		
I can use an online blog safely and respectfully.		
I can use first names only and keep my personal details private.		
I can make sure I upload photos that are safe to use and that I have permission for.		
I can make sure I only use my own words and pictures online.		